

Test Results No.: 8512304860 Rev1.

Page 1 of 7 pages

Title: Test on material attenuation

Model: Shildon 132

Test results No. 8512308631

Order placed by:	K&K Antistatic Ltd.
Address:	19 Ben-Gurion St., Givat-Shmuel
The date of test:	02/06/05
Tested items:	Tested material <u>Model:</u> Shildon 132 <u>MFR:</u> K&K Antistatic Ltd.

As of this date, the above material was tested in accordance with the customer requirements.

The test was performed in shielded room. The material was installed on the window 1m x 1m in the wall of the room. The measurements were performed with and without material and in two antenna polarizations, vertical and horizontal.

Attenuation [dB] = Measurements results without material (dB μ V) - Measurements results with material (dB μ V).

Test set up is show on **Picture 1** below.

EUT's general view is shown on **Picture 2** below.

Test results are shown in **Tables 1** and **2** and **Graphs 1** and **2** below.

**Test Results No.:** 8512304860 Rev1.

Page 2 of 7 pages

Title: Test on material attenuation**Model:** Shildon 132***Test conditions:***

Temperature: 22 °C; Humidity: 52 %

Test results**Table 1: Test results in frequency range 10 to 1000 MHz**

Frequency [MHz]	Attenuation [dB]	Attenuation [%]
10	-0.2	-2.3
20	0	0
30	0	0
40	0.4	4.5
45	-2.1	-27.4
50	0.6	6.7
55	4	36.9
60	-0.3	-3.5
65	3.5	33.2
70	4.7	41.8
75	4.5	40.4
80	4.3	39.0
85	3.6	33.9
100	3.8	35.4
110	4.4	39.7
130	0.3	3.4
140	1.5	15.9
150	0.8	8.8
160	0.4	4.5
180	0	0
200	-2.5	-33.4
220	-1.5	-18.9
240	-2.2	-28.8
260	-2.3	-30.3
280	-0.6	-7.2
300	-3.2	-44.5
320	-2.2	-28.8
350	1.1	11.9
400	5.7	48.1
450	8.1	60.6
500	6.1	50.5
550	12	74.9
600	8.1	60.6

Test Results No.: 8512304860 Rev1.

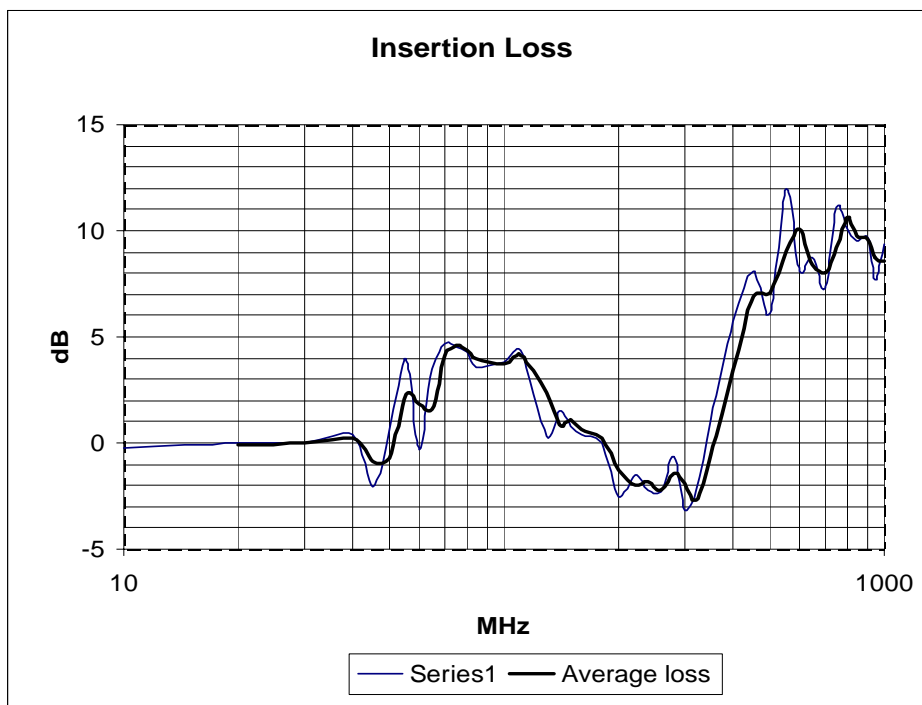
Page 3 of 7 pages

Title: Test on material attenuation

Model: Shildon 132

Frequency [MHz]	Attenuation [dB]	Attenuation [%]
650	8.7	63.3
700	7.3	56.8
750	11.1	72.1
800	10.1	68.7
850	9.5	66.5
900	9.7	67.3
950	7.7	58.8
1000	9.4	66.1

Graph 1: Test results for 10 to 1000 MHz



Test Results No.: 8512304860 Rev1.

Page 4 of 7 pages

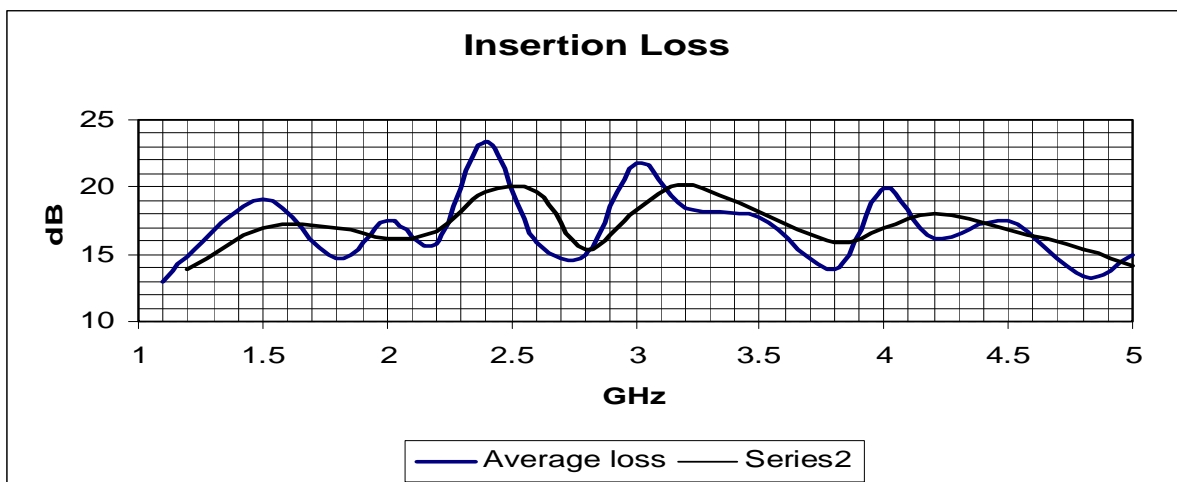
Title: Test on material attenuation

Model: Shildon 132

Table 2: Test results in frequency range 1 to 5 GHz

Frequency [GHz]	Attenuation [dB]	Attenuation [%]
1	9.4	66.1
1.1	12.9	77.4
1.2	14.8	81.8
1.5	19.1	88.9
1.8	14.7	81.6
2	17.5	86.7
2.2	15.8	83.8
2.4	23.4	93.2
2.6	15.9	83.9
2.8	14.9	82.0
3	21.8	91.9
3.2	18.5	88.1
3.5	3.5	33.2
3.8	3.8	35.4
4	4	36.9
4.2	4.2	38.3
4.5	4.5	40.4
4.8	4.8	42.5
5	5	43.8

Graph 2: Test results for 1 to 5 GHz



Test Results No.: 8512304860 Rev1.

Page 5 of 7 pages

Title: Test on material attenuation

Model: Shildon 132

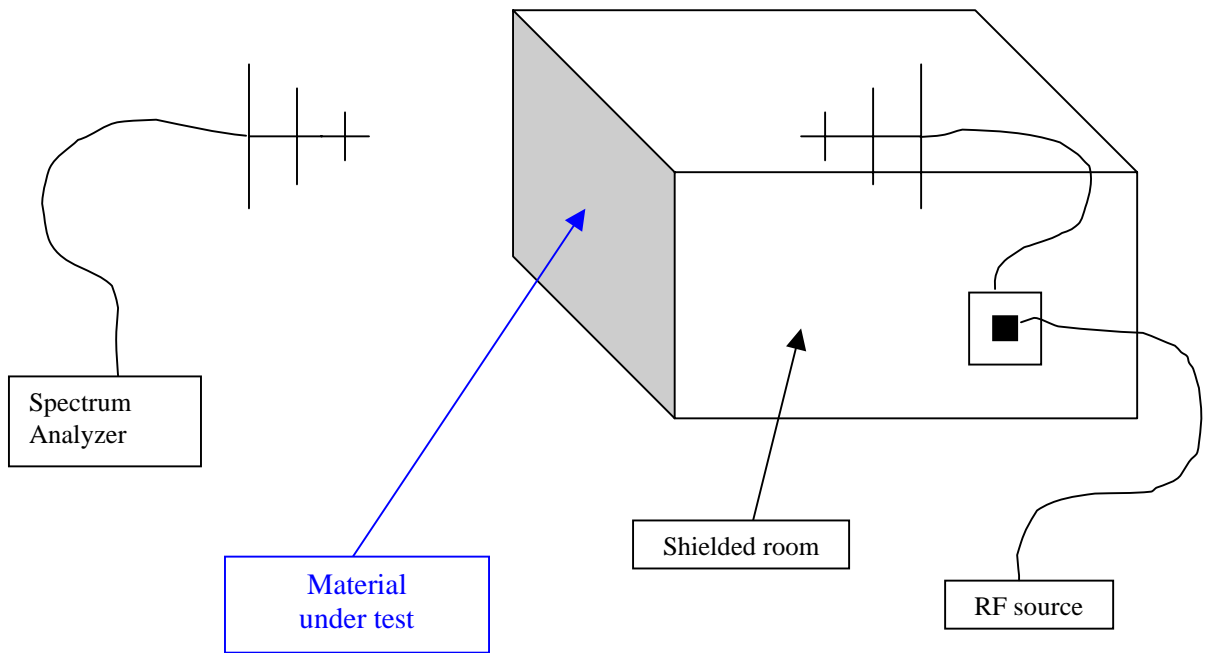


Telematics Laboratory
2 June, 2005



Name: Eng. Yuri Rozenberg
Position: Head of EMC Branch

Name: Michael Feldman
Position: Testing Technician



Picture 1: Test set up

**Test Results No.:** 8512304860 Rev1.

Page 6 of 7 pages

Title: Test on material attenuation**Model:** Shildon 132**Test equipment used**

Instrument	Manufacturer	Model	Serial No.	Last calibration date	Next calibration date
Signal generator 10 MHz-20 GHz	Anritsu	68347B	SII4898	11/04	11/05
EMI Analyzer	HP	E7405A	SII 4944	11/04	11/05
Antenna High Gain Horn 0.8-5GHz	Amplifier Research	AT4002A	SII4873	NA	NA
Biconilog Antenna 30 – 2000 MHz	Schaffner- Chase	CBL-6112B	S/N 2531	12/04	12/05




Test Results No.: 8512304860 Rev1.

Page 7 of 7 pages

Title: Test on material attenuation

Model: Shildon 132



Picture 2:
Tested material 132
General view